

ALUMINUM
STRAIGHTEDGECARB
Compliant

ALVIN® Portable Parallel Straightedge Boards

The convenience of a studio work surface in a compact, portable unit that is easy to store. Shipped fully assembled.

- Precision-made aluminum straightedge with rubberized grip eliminates the need for a T-square and includes an inking edge for clean, smudge-free results with pens, pencils, and markers. Underwire system keeps the blade parallel no matter where it is moved. Metal side brackets accommodate material thicknesses up to 3/16" beneath. Twin braking system locks blade securely in any position.
- Non-slip rubber grip-tracks on the underside of the board allow the PXB to overhang the table edge at the perfect drawing angle bringing the work surface closer.
- Foldaway back legs with rubber feet are unbreakable and enable use in either the flat or angled position.
- Warp-free white Melamine laminated board offers a smooth drawing surface that wipes clean with a damp cloth.
- Comfortable carrying handle for portability.

No.	Size	Weight	SRP
PXB21	16" x 21"	8 lbs.	\$102.00 ea
PXB24	18" x 24"	10 lbs.	112.00 ea
PXB26	20" x 26"	12 lbs.	115.00 ea
PXB31	23" x 31"	15 lbs.	138.00 ea
PXB36	24" x 36"	20 lbs.	149.00 ea
PXB42	30" x 42"	26 lbs.	179.00 ea

PRESTIGE™ PXB™ Series
Soft-Sided Portfolios

Constructed of durable, lightweight nylon and designed for versatile carrying applications, this portfolio is spacious enough for carrying extra project supplies and pads. Fits Alvin PXB drawing boards. Extra long handles become shoulder straps. Third handle provides extra control when using shoulder straps. Features side zippers and Velcro fasteners at top for easy access. 7½" x 9" outside pocket and 1½" reinforced gusset.

No.	Content Dimens.	Fits	SRP
SPX1621	16" x 21"	PXB21	\$25.00 ea
SPX1824	18" x 24"	PXB24, PLB24	30.00 ea
SPX2026	20" x 26"	PXB26, PLB26	35.00 ea
SPX2331	23" x 31"	PXB31	42.00 ea
SPX2436	24" x 36"	PXB36, PLB36	49.00 ea
SPX3042	30" x 42"	PXB42	68.00 ea

ALUMINUM
STRAIGHTEDGECARB
CompliantALVIN®
Lightweight Portable
Parallel Straightedge Boards

All the features of PXB boards but in a lightweight, easy-to-carry version. Made from lightweight LB series boards that have unfinished wood veneer surfaces top and bottom, aluminum side edges, and hollow honeycomb interior. Solid wood edges and center cross frames provide strength and rigidity and are strategically placed to support the handle and legs.

No.	Size	Weight	SRP
PLB24	18" x 24"	4 lbs.	\$115.00 ea
PLB26	20" x 26"	4.9 lbs.	127.00 ea
PLB36	24" x 36"	5.4 lbs.	158.00 ea

1101
PARAL-LINER
STRAIGHTEDGECARB
Compliant

ALVIN® Deluxe Boards with Straightedge

Durable phenolic blade keeps parallel by gliding up and down on guide wires. Nylon bearings under straightedge assure smooth running action. Features include an elevated acrylic inking edge for smudge-free results, a twin braking system to lock straightedge securely in any position, rubber grip tracks that allow board to overhang a table edge for a comfortable working angle, and foldaway legs with non-slip rubber feet. Portable, with convenient carry handle, the 30" x 42" size includes a second handle mounted in the middle of the back for extra convenience. Compact design is fully assembled and ready to use. VYCO VBC77 gray/white vinyl board cover included for a soft, protective work surface (gray side shown).

No.	Size	Weight	SRP
DPX36	24" x 36"	22 lbs.	\$288.00 ea
DPX42	30" x 42"	33 lbs.	329.00 ea



CARB Compliant

HERITAGE™ Artist Sketch Boards

Made of extra rigid 4mm tempered Masonite with cutout handle, smooth edges, and firm spring clips. Rubber band is included with each to hold paper and/or pads securely in place.

No.	Description	SRP
SB1516	15½" x 16½", 1 clamp	\$10.00 ea
SB1819	18½" x 19½", 1 clamp	12.00 ea
SB2326	23½" x 26", 2 clamps	18.00 ea
SB2838	28" x 38", 2 clamps	29.00 ea
JRB	Replacement band	0.65 ea



ALVIN® Masonite® Board

Specially designed for Prestige University Series soft-sided portfolios for added stiffness.

No.	Description	SRP
SPM17	For 17" x 22" portfolio	\$8.50 ea
SPM20	For 20" x 26" portfolio	12.50 ea
SPM23	For 23" x 31" portfolio	13.50 ea
SPM24	For 24" x 36" portfolio	19.50 ea


See portfolios on page 43.



AMES Draft-Pak Portable Drafting System

A completely self-contained system that includes a drawing board with parallel blade, a tilting mechanism for board angle, and a storage compartment for tools. Easily converts to a convenient briefcase with carrying handle. The drafting surface is reversible to put parallel blade inside case for protection when transporting. The drawing can be left in place when the unit is closed. Acrylic parallel blade for highest clarity and dimensional stability will not discolor and is not affected by sun or water. The cord mechanism, which keeps the blade parallel, is enclosed for trouble-free operation and provides easy adjustment of blade.

No.	Description	SRP
1218C	Accommodates 12" x 18" paper	\$138.00 ea
1824C	Accommodates 18" x 24" paper	155.00 ea



CARB Compliant

HERITAGE™ Gridded Sketch Boards

Made of extra rigid 4mm Masonite with cutout handle, smooth edges, and firm spring clips. White surface front and back with black 1" grid lines and 1/4" hash marks. Rubber band included to hold drawing media in position.

No.	Description	SRP
GB1516	15½" x 16½", 1 clamp	\$16.00 ea
GB1819	18½" x 19½", 1 clamp	19.00 ea
GB2326	23½" x 26", 2 clamps	27.50 ea
JRB	Replacement band	0.65 ea



CARB Compliant

HERITAGE™ Sketch Board Value Pack

SB2326 sketch board (23½" x 26") and SP2427 soft-sided art portfolio shrink-wrapped together.

No. VP2326
SRP \$44.95 pk



ALVIN® AX Series Drawing Boards

A smooth, warp-free white Melamine laminated board with black edges. The non-slip tractor feet firmly hold the drawing board at a comfortable angle. Contoured handle for comfortable carrying.


No.	Size	Weight	SRP
AX617/2	18" x 24"	9 lbs.	\$65.00 ea
AX617/3	20" x 26"	11 lbs.	71.00 ea
AX617/4	23" x 31"	14 lbs. NEW	80.00 ea
AX617/5	24" x 36"	17 lbs.	90.00 ea



KOH-I-NOOR® Interior Design Drafting Kit

Contains everything needed to complete a redesign or remodeling of a house, condo, or apartment. Kit includes a 13" x 18½" drawing board, interior design template, triangle set, protractor, and paper. Drawing board accepts media up to 11" x 17" and is graduated in inches with graduated scales on side paper clamp. Lockable transparent straightedge and non-slip feet located under the board.


No. 522130INT
SRP \$52.30 ea



KOH-I-NOOR® Creative Drawing Board

Sized 14¾" x 19½" for media up to 11" x 17". Graduated in inches with graduated scales on top and side in inches. Lockable transparent straightedge and paper clamps in three areas to secure media. Reversible feet included to elevate drawing surface 7° or 15°. Vinyl carrying case included.

No. 25434
SRP \$118.00 ea



Drawing board head

LINEX Portable Drawing Board

Deluxe portable 11" x 17" drawing board in carrying case. All scales graduated in inches. Features include ruler on straightedge graduated in inches and two locking mechanisms for better stability. Clamps hold paper firmly in place. Perfect for sketching, diagramming, drafting, and teaching. Optional drawing board head features ruler graduated in inches, 15° indexing, and precision adjustment of any angle. Inverse scale 0-90°. Locking system keeps the ruler in a fixed position. Usable as a hatching aid as well.

No.	Description	SRP
LX3045	11" x 17" drawing board	\$142.00 ea
LXR300	Drawing board head	74.00 ea



Paral-Liner




Paral-Liner Deluxe



Guide-Line



Mayline Straightedge



Mayline Straightedge with Armoredge

ALVIN® Paral-Liner® Mobile Parallel Straightedges

Rigid phenolic construction with a black satin finish. Mobile straightedge affords frictionless operation through the floating action of the nylon rollers mounted on the blade. The rollers retract at a touch, securing the blade for accurate drawing. Acrylic edges are elevated to prevent ink smears and steel ball-bearing pulleys provide smooth movement. Comes with all mounting hardware and installation instructions.

No.	Length	SRP
1101-30	30"	\$146.00 ea
1101-36	36"	158.00 ea
1101-42	42"	170.00 ea
1101-48	48"	180.00 ea
1101-60	60"	201.00 ea

ALVIN® Paral-Liner® Deluxe Mobile Parallel Straightedges

Deluxe version of the popular Paral-Liner series, with an integral comfort grip bar to control straightedge movement. The brushed aluminum surface resists perspiration stains and corrosion, and provides a convenient pencil ledge as well. The floating roller movement allows the draftsman to move the straightedge with minimal effort and then lock it in place.

No.	Length	SRP
2201-36	36"	\$172.00 ea
2201-42	42"	187.00 ea
2201-48	48"	200.00 ea
2201-60	60"	222.00 ea

ALVIN® Guide-Line Acrylic Parallel Straightedges

An affordable acrylic straightedge that features an elevated ruling edge for smudge-free inking. Smooth operation is provided by self-lubricating pulleys. The dual-function tunnel cap serves as a finger grip and cable channel.

No.	Length	SRP
1102-30	30"	\$65.00 ea
1102-36	36"	70.00 ea
1102-42	42"	79.00 ea
1102-48	48"	90.00 ea

MAYLINE® Mobile Parallel Ruling Straightedges

Perfect for engineering and construction applications. Every Mayline parallel ruling straightedge begins with a durable, black phenolic laminate base where a transparent blade is inset for see-through registration and fine line quality. For those who work with a variety of surfaces, straightedge is designed with retractile ball-bearing rollers of metal or Delrin built right into its base. They literally float over any surface whether it's paper or film. The rollers come in chrome-plated brass or plastic. Plastic rollers are recommended for use with drafting films. Above-board mounting hardware included.

No.	Length	SRP	No.	Length	SRP
<i>With Metal Rollers</i>			<i>With Delrin Plastic Rollers</i>		
7261A	36"	\$270.00 ea	D7261A	36"	\$265.00 ea
7262A	42"	284.00 ea	D7262A	42"	282.00 ea
7263A	48"	302.00 ea	D7263A	48"	293.00 ea
7265A	60"	389.00 ea	D7265A	60"	354.00 ea
<i>With Metal Rollers, E-Z Grip Cap</i>			<i>With Delrin Plastic Rollers, E-Z Grip Cap</i>		
7272A	42"	365.00 ea	D7272A	42"	376.00 ea
7273A	48"	415.00 ea	D7273A	48"	423.00 ea

MAYLINE® Mobile Parallel Ruling Straightedges with Armoredge

These models have the same features as other Mayline straightedges. The Armoredge is a nearly invisible protective strip of 8 mil. stainless steel that is applied to the leading edge of the Mayline straightedge to resist nicks and dents from drawing tools. Equipped with Delrin plastic rollers.

No.	Length	SRP
D7261ASE	36"	\$412.00 ea
D7262ASE	42"	423.00 ea
D7263ASE	48"	442.00 ea
D7265ASE	60"	518.00 ea



ALVIN® TOM Drafting Machine

Track-type drafting machine complete with drawing board that features a modern and compact, precision design. Functional drawing board with precision ball bearing, vertical sliding track drafting system, and break lever on vertical sliding track offers three positions. 150° double-hinged drawing head with two sets of Plexiglas scales included, one set metric, the other is in full and half inch graduations. Complete system weighs 20 lbs. with a work surface area of 19½" h x 22" w. Adjustable stand allows board angle at 0°, 20°, and 45°. Can be used along with CAD furniture set up. Carrying case protects parallel straightedge and provides convenient portability. Shipping weight 22 lbs.

No. TOM
SRP \$1,075.00 ea



ALVIN® Easel and Board Stand

Constructed of walnut-stained wood and adjustable to four convenient drawing angles, from 0° to 45°. The unique design rests over the edge of a table or desk to prevent slipping. Once in place it provides a rigid frame for sketch boards, standard drawing boards, and pre-stretched canvas plus a built-in pencil rest. In seconds, it can be opened for use or closed for storage. Accommodates 18" x 24" to 20" x 26" boards.


No. DS722
SRP \$42.00 ea

ALVIN® VAP Series Universal Drafting Machine Scales

These scales fit all Vemco drafting machines. Scales feature an aluminum center core and a clear acrylic edge. The brass bushing universal chucks accommodate most other drafting machines. Inch and foot scales available in 12" and 18" lengths.



End View



Non-smudging
raised scale design

No.	Size	Graduations (both sizes) First Side; Second Side	Divisions	SRP
VAP Series				
VAP-1-12	12"	Full size to ¼"; half size to ⅛"	Full	\$69.00 ea
VAP-1-18	18"			\$89.00 ea
VAP-7-12	12"	¼" = 1"; ⅛" = 1'	Open	\$69.00 ea
VAP-7-18	18"			\$89.00 ea
VAP-11-12	12"	1" & ½" = 1"; ¼" & ⅛" = 1'	Open	\$69.00 ea
VAP-11-18	18"			\$89.00 ea
VAP-13-12	12"	Full size to ⅜"; full size ⅛"	Full	\$69.00 ea
VAP-13-18	18"			\$89.00 ea

ALVIN® STRAIGHTEDGE REPAIR AND REPLACEMENT PARTS



ALVIN® Replacement Straightedge End Caps

EP2 contains two end caps and four screws. EP3 contains two new end caps and two screws. For Models 1101 and 2201.

No. Description
EP2 For straightedges until 2010
EP3 For straightedges from 2010
SRP \$12.00 st



ALVIN® Straightedge Rewiring Kit

Includes 30' of nylon-covered stainless steel wire, spring, two eyelets, and two front wire connectors. Fits Models 1101, 1102, and 2201.

No. PEP-2
SRP \$11.00 st



ALVIN® Straightedge Hardware Kit

Contains two front wire connectors, two rear pulley assemblies, and eight screws (six 3/4" and two 5/8"). Wire not included. Must be ordered separately. For Models 1101, 1102, and 2201.

No. HD4
SRP \$17.50 st

ALVIN® BOARD AND STRAIGHTEDGE REPAIR AND REPLACEMENT PARTS



PXB and PLB Repair Parts

No.	Description	SRP
PXP	Repair kit contains wire, spring, top adjustment knobs, and screws	\$17.00 st
BX21	21" straightedge blade for PXB21	25.00 ea
BX24	24" straightedge blade for PXB24 and PLB24	28.00 ea
BX26	26" straightedge blade for PXB26 and PLB26	30.00 ea
BX31	31" straightedge blade for PXB31	34.00 ea
BX36	36" straightedge blade for PXB36 and PLB36	37.00 ea
BX42	42" straightedge blade for PXB42	40.00 ea
BX-2	Metal side brackets, set of 2	10.50 st
KN6	Top adjustment knobs, set of 6	8.00 pk
PHX	Plastic carrying handle	7.00 ea
TF2	Rubber grip track, set of 2	7.50 st
BX-SM	Legs for PXB21, 24 and 26 and PLB24 and 26, set of 2	11.00 st
BX-LG	Legs for PXB31, 36 and 42 and PLB36, set of 2	11.00 st

ALVIN® Replacement Brake Knobs

Contains three thumbscrew brake knobs, two T-shaped brake screws, and one brake screw stud for Alvin straightedges 1101, 1102, and 2201 made until 2009.

No. KN3
SRP \$11.00 st

ALVIN® Replacement Brake Knobs

Contains two EP3 straightedge brake knobs, one wire brake knob, two new style T-shaped brakes, and one clinch stud. Used for Alvin 1101 and 2201 series straightedges made after 2009.

No. KN4
SRP \$15.00 st



Nylon-Covered Stainless Steel Wire

No.	Size	SRP
NCSS-A	100-ft. roll	\$25.50 rl

Nylon-Coated Copper Cord

No.	Size	SRP
CCSC-A	100-ft. roll	\$69.00 rl

MAYLINE® STRAIGHTEDGE PARTS



No.	Description	SRP
K22R	Knob	\$2.75 ea
V11R	Springs, 5-pack	19.00 pk
10651	Left pulley plate	18.00 ea
10652	Right pulley plate	8.50 ea
10653	Straightedge stops, 1 pair	11.00 pr
10655	Pulley housing	13.00 ea
P14R	Ball bearing pulley	9.00 ea
7306	Replacement hardware bag (not shown)	45.00 st

7 x 7 Lubricated Stainless Steel Replacement Cable with Nylon Coating

No.	Description	SRP
7355A	For 30" to 42" straightedge, 19'	\$37.00 ea
7355B	For 48" to 60" straightedge, 23'	45.00 ea

ALVIN® Plastic Academic T-Squares

Clear plastic T-square with inch and metric calibrations. Made of crystal-clear Dunilon. 12" has two bevels, 18" and 24" have double inking edge. Easy to see through to underline notes, draw columns, or check layouts.

No.	Size	SRP
330MI	12"	\$10.50 ea
D346PMI	18"	18.65 ea
D365PMI	24"	20.50 ea

New

ALVIN® Junior Draftsman T-Square

12" white plastic T-square with raised callibrations in inches and millimeters. Perfect for artists, students, crafts, and school use. Features smooth edges for pencil and ink ruling.

No. 412
SRP \$2.95 ea

New


HELIX® Plastic T-Squares

Beveled blade for drawing with both inch and metric graduations.

No.	Size	SRP
H20002	12"	\$3.99 ea
H20004	24"	10.99 ea



330MI




412


H20002



AST-Series

T-Series
(Fairgate)

L-Series



HT-Series



SSTP Series

T-Series
(Lance)**New****ALVIN® Stainless Steel Graduated T-Squares**

1½" stainless steel blade. Top edge graduations in inches with 1/32" divisions. Lower edge graduations in metric. Durable injection molded plastic head with inch and metric graduations.

No.	Size	SRP	No.	Size	SRP
AST18	18"	\$21.00 ea	AST30	30"	26.00 ea
AST24	24"	23.00 ea	AST36	36"	29.50 ea

FAIRGATE® Heavy-Duty Aluminum T-Squares

Hefty 2" wide rigid aluminum blade with deeply cut, highly visible graduations. Blade securely riveted to durable, high-impact plastic head. Graduation in 8ths and 16ths. Larger sizes available by special order.

No.	Size	SRP	No.	Size	SRP
T24T	24"	\$26.60 ea	T42T	42"	\$39.60 ea
T30T	30"	31.00 ea	T48T	48"	48.10 ea
T36T	36"	34.60 ea			

FAIRGATE® Lightweight Aluminum T-Squares

Many of the same features as the T-Series, but in a lighter weight, hardened aluminum. Blade measures 1½" wide.

No.	Size	SRP	No.	Size	SRP
L12	12"	\$10.75 ea	L24	24"	\$14.10 ea
L15	15"	11.45 ea	L30	30"	15.95 ea
L18	18"	12.40 ea	L36	36"	17.50 ea

LANCE® Heavy-Duty Aluminum T-Squares

Heavy-duty gauge aluminum with a 2" shaft. Calibrated in 8ths and 16ths on the blade and in 8ths on the head. T-square head is made from polycarbonate plastic for the greatest durability.

No.	Size	SRP	No.	Size	SRP
HT024	24"	\$25.90 ea	HT042	42"	38.00 ea
HT030	30"	30.95 ea	HT048	48"	48.00 ea
HT036	36"	33.95 ea			

LANCE® Stainless Steel Professional T-Squares

These stainless steel T-squares have all the features sought by the draftsman, artist, hobbyist, and others. The blade made from the finest grade of stainless steel has just the right amount of flexibility to always snap back to shape. A beveled edge helps prevent ink from running under the blade when ruling. Precision assembly of the blade to the die-cast zinc head assures accurate alignment.

No.	Size	SRP	No.	Size	SRP
SSTP-018	18"	\$26.40 ea	SSTP-036	36"	\$36.10 ea
SSTP-024	24"	28.50 ea	SSTP-042	42"	40.70 ea
SSTP-030	30"	30.80 ea	SSTP-048	48"	46.15 ea

LANCE® Standard Aluminum T-Squares

Standard gauge aluminum with a 1½" shaft. Calibrated in 8ths and 16ths on the blade and in 8ths on the head. T-square head is made from polycarbonate plastic for the greatest durability.

No.	Size	SRP	No.	Size	SRP
T012	12"	\$10.50 ea	T024	24"	\$14.00 ea
T015	15"	11.00 ea	T030	30"	15.00 ea
T018	18"	12.00 ea	T036	36"	17.00 ea

ALVIN® Stainless Steel Professional Graduated T-Squares

Features a 1½" wide spring-tempered stainless steel blade. Black graduations include two scales: top edge in inches with 1/32" divisions; lower edge in picas and points (6 & 12 pt.). Black finished cast aluminum fixed head is secured by four pre-set flat-head screws.

No.	Size	SRP	No.	Size	SRP
SST24	24"	\$39.50 ea	SST36	36"	\$54.00 ea
SST30	30"	44.00 ea			

ALVIN® Stainless Steel Professional T-Squares

Features a 1½" wide, spring-tempered stainless steel blade. The strong, durable, cast-aluminum fixed head with ebony black finish is secured by four pre-set flat-head screws.

No.	Size	SRP	No.	Size	SRP
S/S18	18"	\$32.25 ea	S/S36	36"	\$43.95 ea
S/S24	24"	35.95 ea	S/S42	42"	50.50 ea
S/S30	30"	38.50 ea	S/S48	48"	58.00 ea

ALVIN® Transparent Edge T-Squares

Selected hardwood blade for strength and straightness. Elevated, see-through acrylic edges for smudge-free line work. Smooth wood head attached with five screws for long-lasting squareness.

No.	Size	SRP	No.	Size	SRP
C18	18"	\$14.95 ea	C30	30"	\$18.95 ea
C21	21"	15.95 ea	C36	36"	22.95 ea
C24	24"	16.95 ea	C42	42"	26.95 ea

ALUMICOLOR™ Calibrated Wood/Acrylic T-Squares

The classic look of the traditional wood/acrylic T-square now with calibrated edges for easy and precise measurements. Blade is securely fastened to the large wood head, providing permanent accuracy.

No.	Size	SRP	No.	Size	SRP
82924	24"	\$19.95 ea	82936	36"	\$25.95 ea

ALVIN® Clear Acrylic T-Squares

A full view is provided through 100% acrylic blade. Relieved edge prevents ink from under-flowing onto drawing.

No.	Size	SRP	No.	Size	SRP
P18	18"	\$15.95 ea	P30	30"	\$18.95 ea
P24	24"	16.95 ea	P36	36"	20.95 ea

ALVIN® Professional Metal/Plastic T-Squares

Raised blade edges for inking, plus a reinforced design minimize the chance of blade snapping under rough handling or abuse. The 100% acrylic blade is fixed securely to the ebony black head and reinforced with black matte metal center strips, permanently bonded to the full length of both surfaces.

No.	Size	SRP	No.	Size	SRP
MP24	24"	\$32.00 ea	MP36	36"	\$38.50 ea
MP30	30"	34.50 ea			

ALVIN® Wood Academic T-Squares

Economically designed for academic use. Seasoned hardwood construction with practical, attractive natural finish and smooth finished edges for precise drawing. Fixed head secured with epoxy plus metal fasteners.

No.	Size	SRP	No.	Size	SRP
W18	18"	\$6.09 ea	W24	24"	\$7.69 ea
W21	21"	7.19 ea	W30	30"	8.99 ea

